

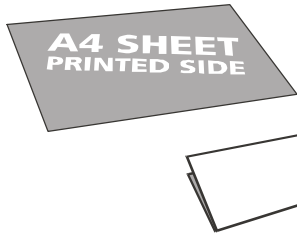


QUICK REFERENCE

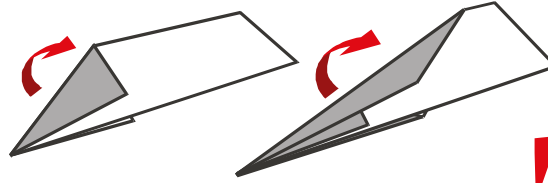
SKILL LEVEL	7yrs +
EQUIPMENT	A4 PAPER SHEET
TIME	10mins (inc. printing)

CONCORDE paper plane


Build and fly most glamorous passenger airliner of all time



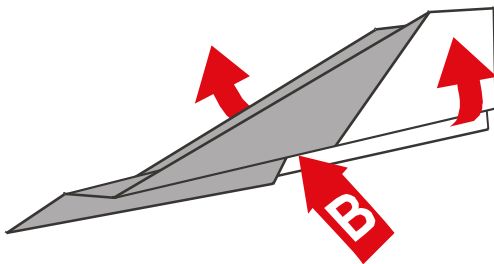
1. PLACE PAPER PRINTED SIDE UP ON A FLAT SURFACE
2. CAREFULLY FOLD IN HALF LONGWAYS



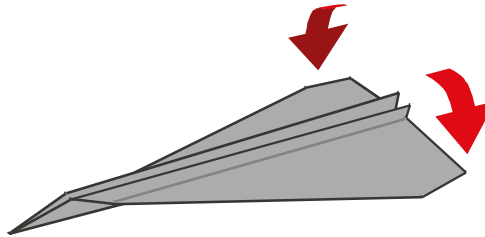
3. FOLD BOTH TOP CORNERS OVER DOWN TO THE CENTRE FOLD
4. FOLD THE CORNERS OVER A SECOND TIME, DOWN TO THE CENTRE FOLD



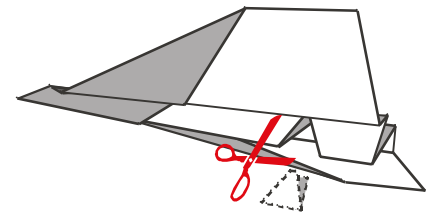
5. FOLD THE WINGS OVER, ALONG THE DOTTED LINE, BEGINNING AT **A**



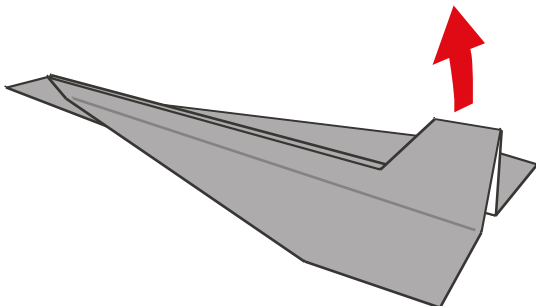
6. FOLD THE WINGS BACK ON THEMSELVES ALONG THE DOTTED LINE **B**



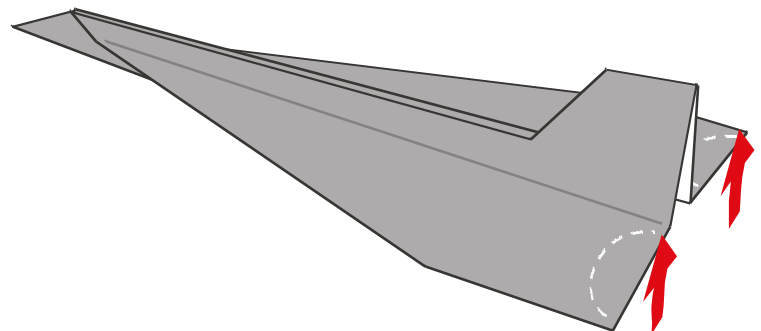
7. FOLD WINGS DOWN IN TO A HORIZONTAL POSITION



8. ON THE UNDERSIDE OF THE FUSELAGE CUT OUT THE SHAPE MARKED TO MAKE THE TAIL FIN



9. REVERSE FOLD THE TAIL SO THAT IT STICKS OUT OF THE TOP OF THE PLANE



9. FOLD UP THE WINGS' TRAILING EDGES VERY SLIGHTLY TO ACHIEVE A GRACEFUL, GLIDING FLIGHT